

## Alternative Schools

---



- Bridge Transition Program
- Daniel C. Oakes High School
- Eagle Academy Alternative High School
- eDCSD Cyber School
- Plum Creek Academy

# Bridge Transition Program

Established 1988 | Bridge Program Calendar  
9350 Teddy Lane Lone Tree, CO 80124 | 303.387.9545  
Principal: Judy Jordan

## Mission Statement

Striving for Independence

## School Performance Framework 2020 and 2021

In response to disruptions created by COVID-19, Colorado has paused the school performance frameworks for two school years (2020-21 and 2021-22). The goal of these frameworks is to hold schools accountable for performance on the same, single set of indicators and measures, as well as identify the lowest performing districts so that state support can be adjusted accordingly. The school performance frameworks typically measure key performance indicators such as academic achievement, academic growth, postsecondary and workforce readiness, and accountability participation rate.

Note: Bridge is considered a program and not a school, and does not receive scores as such.

## Description

The Bridge Transition Program is a community-based program serving students 18-21 year old young adults with significant disabilities. The students work on independent living, employment and recreation skills to assist in their transition from the school environment to both the community and workplace settings once they exit the school district.



## Bridge Transition Program

	2018-2019 Audited Actuals	2019-2020 Audited Actuals	2020-2021 Audited Actuals	2021-2022 Adopted Budget	2021-2022 Final Revised Budget	2021-2022 Estimated Actuals	2022-2023 Proposed Budget	2022-2023 Adopted Budget
<b>Direct School Expenditures</b>								
Salaries								
<i>Administrative</i>	\$ 104,816	\$ 109,484	\$ 107,650	\$ 106,486	\$ 106,485	\$ 112,824	\$ 110,991	\$ 110,991
<i>Certified</i>	597,760	631,782	628,843	919,044	919,048	774,034	1,089,802	1,156,910
<i>Professional/Technical</i>	-	-	-	-	-	-	-	-
<i>Classified</i>	653,120	703,767	696,078	943,085	993,537	758,318	1,017,719	1,049,105
Benefits	515,884	544,228	562,153	951,220	980,438	646,616	1,057,426	1,099,439
Purchased Services	11,266	9,109	3,905	17,700	17,700	16,528	20,100	20,100
Supplies and Materials	23,947	28,572	56,125	26,117	28,377	38,688	29,686	29,686
Capital Equipment	1,178	-	74,277	310,000	635,000	643,760	-	-
Other Expenses	(22)	-	-	100	100	(130)	100	100
<b>Total Expenditures</b>	<b>\$ 1,907,948</b>	<b>\$ 2,026,943</b>	<b>\$ 2,129,030</b>	<b>\$ 3,273,752</b>	<b>\$ 3,680,685</b>	<b>\$ 2,990,638</b>	<b>\$ 3,325,824</b>	<b>\$ 3,466,331</b>

<b>Carry Over Awarded Into Subsequent Year</b>								
Fund 10 Student Based Budget	\$ -	\$ 9,141	\$ -	\$ -	\$ -	\$ -	\$ -	\$ -
Fund 10 & 23 Principal Discretionary	-	1,845	1,910	-	-	-	-	-
Fund 23 Specific Purpose	-	-	-	-	-	-	-	-
Fund 26 Athletics/Activities	-	-	-	-	-	-	-	-
Fund 14 Capital Projects	-	-	-	-	-	-	-	-
<b>Total</b>	<b>\$ -</b>	<b>\$ 10,986</b>	<b>\$ 1,910</b>	<b>\$ -</b>	<b>\$ -</b>	<b>\$ -</b>	<b>\$ -</b>	<b>\$ -</b>

	2021-2022 Adopted Budget	2021-2022 Final Revised Budget	2022-2023 Proposed Budget	2022-2023 Adopted Budget
<b>FTE</b>				
<i>Administrative</i>	2.00	2.00	1.00	1.00
<i>Certified</i>	15.00	15.00	16.00	17.00
<i>Professional/Technical</i>	0.00	0.00	0.00	0.00
<i>Classified</i>	33.43	35.21	35.19	36.20
<b>Total FTE</b>	<b>50.43</b>	<b>52.21</b>	<b>52.19</b>	<b>54.20</b>

Note: DCSD does not track enrollment at Bridge Transition Program as the Bridge Transition Program is a program and not a school

# Daniel C. Oakes High School



Established 1987 | DC Oakes Calendar

961 South Plum Creek Boulevard, Castle Rock, CO 80104 | 303.387.0650

Principal: Derek Fleshman

## Mission Statement

The mission of Daniel C. Oakes High School is to provide an educational setting in which students who are at risk of not completing high school can earn their high school diploma.

## Vision Statement

A school where an individual's story and experience are embraced so that true learning is made possible.

## School Performance Framework 2020 and 2021

In response to disruptions created by COVID-19, Colorado has paused the school performance frameworks for two school years (2020-21 and 2021-22). The goal of these frameworks is to hold schools accountable for performance on the same, single set of indicators and measures, as well as identify the lowest performing districts so that state support can be adjusted accordingly. The school performance frameworks typically measure key performance indicators such as academic achievement, academic growth, postsecondary and workforce readiness, and accountability participation rate.

School Performance Framework results represent the school code's results by indicator and not the Alternative Education Campus code's specialized SPF for optional measurement data.

## Description

Daniel C. Oakes is an alternative high school that saves lives. At least that is what parents and students have told us for the last 35 years. Oakes, as those who are fortunate enough to be a part of the community affectionately call it, is a school where students re-learn how to love learning. They ask three things from their students: be here, participate as a positive member of our community, and earn good grades. The key to their success is that Daniel C. Oakes is a school of choice. Students are not placed here because they are broken, but rather choose to walk through their doors because they want to reignite their love of learning. One of the many ways they create community is through their outdoor education program. Whether it is floating through Labyrinth Canyon in Southeastern Utah, helping maintain the Colorado Trail or attending the Denver March Powwow, the outdoor education program provides students with world-class learning opportunities that extend far beyond the traditional classroom.



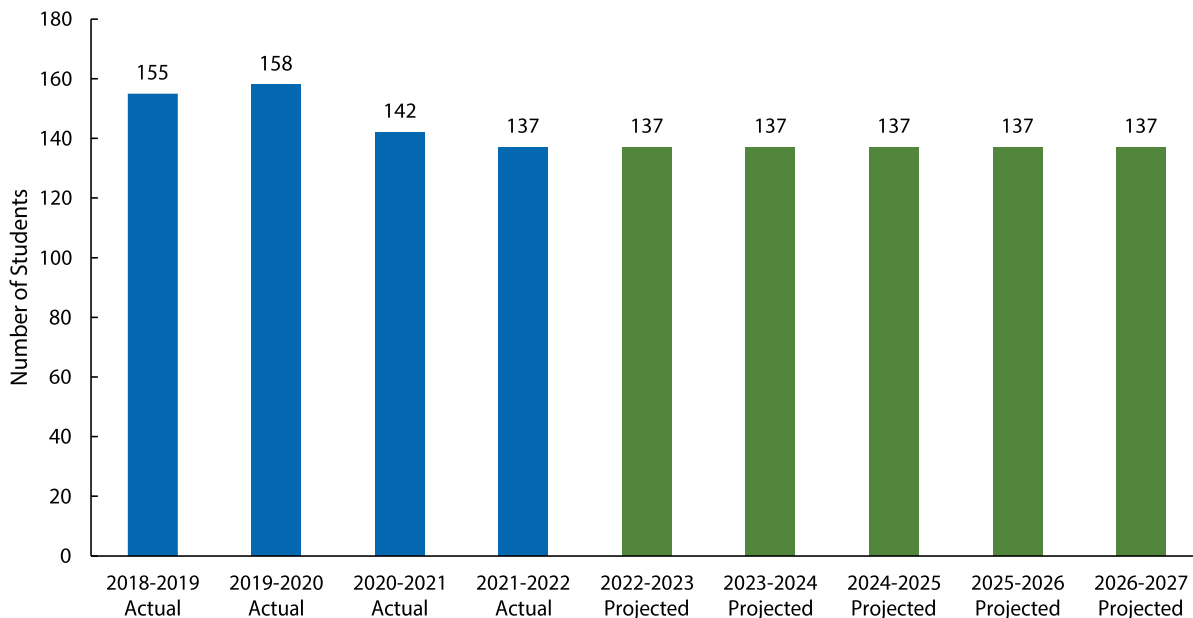
# Daniel C. Oakes High School

	2018-2019 Audited Actuals	2019-2020 Audited Actuals	2020-2021 Audited Actuals	2021-2022 Adopted Budget	2021-2022 Final Revised Budget	2021-2022 Estimated Actuals	2022-2023 Proposed Budget	2022-2023 Adopted Budget
<b>Direct School Expenditures</b>								
Salaries								
Administrative	\$ 110,160	\$ 115,016	\$ 113,139	\$ 106,486	\$ 106,486	\$ 118,576	\$ 212,977	\$ 212,977
Certified	1,235,433	1,265,306	1,251,554	1,093,095	1,083,899	1,175,379	1,165,374	1,165,374
Professional/Technical	-	-	-	-	-	-	-	-
Classified	70,442	72,140	101,855	142,449	140,599	127,716	145,050	145,050
Benefits	458,214	466,713	483,851	514,563	507,285	477,421	573,678	573,678
Purchased Services	28,965	18,375	12,796	27,400	27,400	29,039	9,500	9,500
Supplies and Materials	117,330	94,272	104,826	92,705	132,751	96,939	46,750	46,750
Capital Equipment	614	19,768	27,920	37,000	48,241	9,050	-	-
Other Expenses	4,910	7,068	1,072	16,000	16,000	4,128	7,000	7,000
<b>Total Expenditures</b>	<b>\$ 2,026,069</b>	<b>\$ 2,058,657</b>	<b>\$ 2,097,012</b>	<b>\$ 2,029,698</b>	<b>\$ 2,062,661</b>	<b>\$ 2,038,249</b>	<b>\$ 2,160,329</b>	<b>\$ 2,160,329</b>

<b>Carry Over Awarded Into Subsequent Year</b>								
Fund 10 Student Based Budget	\$ -	\$ 4,000	\$ -	\$ -	\$ -	\$ -	\$ -	\$ -
Fund 10 & 23 Principal Discretionary	1,509	10,661	15,810	-	-	-	-	-
Fund 23 Specific Purpose	8,603	7,755	3,261	-	-	-	-	-
Fund 26 Athletics/Activities	-	-	-	-	-	-	-	-
Fund 14 Capital Projects	-	10,897	16,178	-	-	-	-	-
<b>Total</b>	<b>\$ 10,112</b>	<b>\$ 33,313</b>	<b>\$ 35,249</b>	<b>\$ -</b>	<b>\$ -</b>	<b>\$ -</b>	<b>\$ -</b>	<b>\$ -</b>

	2021-2022 Adopted Budget	2021-2022 Final Revised Budget	2022-2023 Proposed Budget	2022-2023 Adopted Budget
<b>FTE</b>				
Administrative	1.00	1.00	2.00	2.00
Certified	18.90	18.10	17.90	17.90
Professional/Technical	0.00	0.00	0.00	0.00
Classified	4.06	4.00	4.00	4.00
<b>Total FTE</b>	<b>23.96</b>	<b>23.10</b>	<b>23.90</b>	<b>23.90</b>

## Enrollment





# Eagle Academy High School



**Established 1996 | Eagle Academy Calendar**  
**9350 Teddy Lane, Lone Tree, CO 80124 | 303.387.2700**  
**Principal: Jeff Broeker**

## Mission Statement

Eagle Academy is committed to providing students with a relevant learning experience that facilitates personal and academic exploration. Is anchored by Growth Mindset principles, which include nurturing confidence, applauding determination, grit and embracing creativity.

## School Performance Framework 2020 and 2021

In response to disruptions created by COVID-19, Colorado has paused the school performance frameworks for two school years (2020-21 and 2021-22). The goal of these frameworks is to hold schools accountable for performance on the same, single set of indicators and measures, as well as identify the lowest performing districts so that state support can be adjusted accordingly. The school performance frameworks typically measure key performance indicators such as academic achievement, academic growth, postsecondary and workforce readiness, and accountability participation rate.

School Performance Framework results represent the school code's results by indicator and not the Alternative Education Campus code's specialized SPF for optional measurement data.

## Description

Eagle Academy is DCSD's afternoon/evening high school dedicated to serving the needs of high school students seeking an alternative path to earning a high school diploma. Eagle students attend school Monday through Thursday from 1:10 – 8:35 pm and must also be employed or involved in a vocational training for a minimum of 9 hours a week (90 hours/quarter). Smaller class sizes, personalized instruction and a family atmosphere are the hallmarks of the Eagle Academy community that rekindles a student's desire and passion to learn. To be considered for admission to Eagle Academy, students must be between the ages of 16 and 21 years old and have attempted at least one year of high school. Eagle Academy accepts new students each quarter on a first come first served basis until 150 student slots are filled. Students wanting to be placed on the waiting list to attend Eagle Academy must complete and submit their application, complete an interview with Administration and attend Orientation before being considered for enrollment at Eagle Academy.



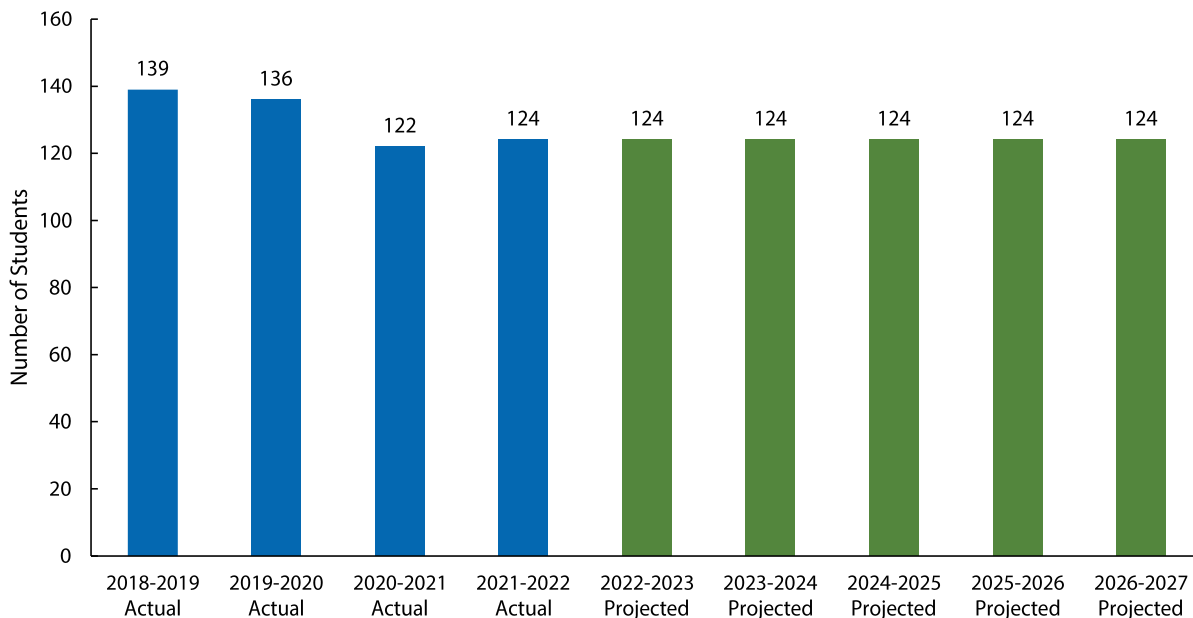
# Eagle Academy High School

	2018-2019 Audited Actuals	2019-2020 Audited Actuals	2020-2021 Audited Actuals	2021-2022 Adopted Budget	2021-2022 Final Revised Budget	2021-2022 Estimated Actuals	2022-2023 Proposed Budget	2022-2023 Adopted Budget
<b>Direct School Expenditures</b>								
Salaries								
<i>Administrative</i>	\$ 212,439	\$ 221,874	\$ 222,371	\$ 209,642	\$ 209,642	\$ 228,669	\$ 212,977	\$ 212,977
<i>Certified</i>	950,007	1,066,463	1,095,487	1,090,863	1,094,703	1,074,561	1,178,877	1,178,877
<i>Professional/Technical</i>	-	-	-	-	-	-	-	-
<i>Classified</i>	86,788	127,904	128,130	125,875	122,462	128,707	130,633	118,825
Benefits	402,848	452,623	484,384	529,174	533,446	485,081	573,158	570,460
Purchased Services	26,792	26,877	16,077	44,200	44,200	40,139	44,600	44,600
Supplies and Materials	83,790	54,071	77,577	100,408	90,544	96,210	79,500	79,500
Capital Equipment	-	-	13,679	-	-	-	-	-
Other Expenses	4,176	7,128	1,000	500	500	1,550	2,000	2,000
<b>Total Expenditures</b>	<b>\$ 1,766,840</b>	<b>\$ 1,956,941</b>	<b>\$ 2,038,705</b>	<b>\$ 2,100,662</b>	<b>\$ 2,095,497</b>	<b>\$ 2,054,918</b>	<b>\$ 2,221,745</b>	<b>\$ 2,207,239</b>

<b>Carry Over Awarded Into Subsequent Year</b>								
Fund 10 Student Based Budget	\$ -	\$ 17,000	\$ -	\$ -	\$ -	\$ -	\$ -	\$ -
Fund 10 & 23 Principal Discretionary	(11)	3,332	6,203	-	-	-	-	-
Fund 23 Specific Purpose	7,430	9,798	9,394	-	-	-	-	-
Fund 26 Athletics/Activities	-	-	-	-	-	-	-	-
Fund 14 Capital Projects	-	-	(27,358)	-	-	-	-	-
<b>Total</b>	<b>\$ 7,419</b>	<b>\$ 30,130</b>	<b>\$ (11,761)</b>	<b>\$ -</b>	<b>\$ -</b>	<b>\$ -</b>	<b>\$ -</b>	<b>\$ -</b>

	2021-2022 Adopted Budget	2021-2022 Final Revised Budget	2022-2023 Proposed Budget	2022-2023 Adopted Budget
<b>FTE</b>				
<i>Administrative</i>	2.00	2.00	2.00	2.00
<i>Certified</i>	18.40	17.40	18.30	18.30
<i>Professional/Technical</i>	0.00	0.00	0.00	0.00
<i>Classified</i>	4.12	4.12	4.12	3.68
<b>Total FTE</b>	<b>24.52</b>	<b>23.52</b>	<b>24.42</b>	<b>23.98</b>

## Enrollment





**Established 2008 | Custom Calendar**  
**373 Inverness Pkwy Suite 207, Englewood, CO 80112 | 303.387.9600**  
**Principal: Gregory Wiley**

### **Mission Statement**

To effectively utilize World Class methodologies to help students acquire 21st century skills and a strong educational foundation through a personalized approach. Students, in collaboration with a team that targets the needs of the whole student, become responsible citizens who contribute to our society and lead meaningful and productive lives.

### **School Performance Framework 2020 and 2021**

In response to disruptions created by COVID-19, Colorado has paused the school performance frameworks for two school years (2020-21 and 2021-22). The goal of these frameworks is to hold schools accountable for performance on the same, single set of indicators and measures, as well as identify the lowest performing districts so that state support can be adjusted accordingly. The school performance frameworks typically measure key performance indicators such as academic achievement, academic growth, postsecondary and workforce readiness, and accountability participation rate.

School Performance Framework results represent the school code's results by indicator and not the Alternative Education Campus code's specialized SPF for optional measurement data.

### **Description**

eDCSD is a K-12 cyber school program that is offered by Douglas County School District to any student who resides in Douglas County. At eDCSD, they understand that not all students thrive in the same environment and not all students learn the same way. Seeing this disconnect between traditional teaching and maximizing a student's potential, they created another education option for your child. Online learning allows a student's creativity, problem solving and communication skills to combine with technology for the ultimate education experience. eDCSD uses some of the nation's leading online curriculum used by thousands of students across the country, which is a high-tech, high-touch comprehensive learning package that offers flexible, dynamic and adventurous learning opportunities for students.





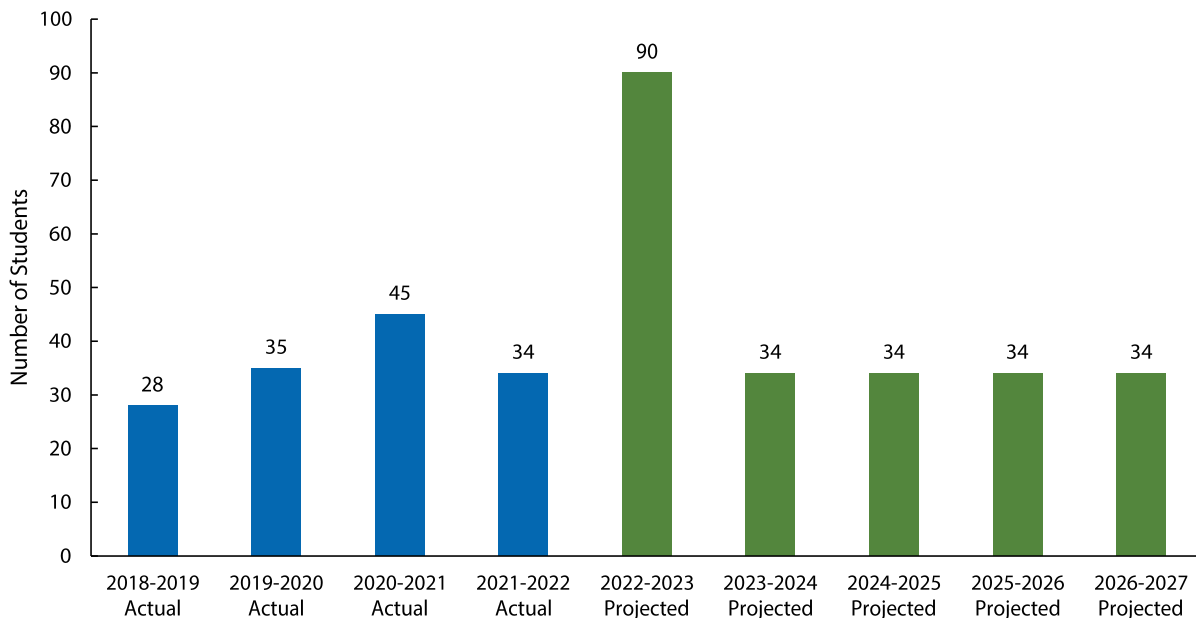
# eDCSD Cyber School

	2018-2019 Audited Actuals	2019-2020 Audited Actuals	2020-2021 Audited Actuals	2021-2022 Adopted Budget	2021-2022 Final Revised Budget	2021-2022 Estimated Actuals	2022-2023 Proposed Budget	2022-2023 Adopted Budget
<b>Direct School Expenditures</b>								
Salaries								
Administrative	\$ 203,541	\$ 207,490	\$ 211,456	\$ 209,643	\$ 217,842	\$ 217,310	\$ 212,977	\$ 212,977
Certified	1,228,484	1,225,123	1,405,518	1,465,854	1,687,250	1,505,009	2,081,636	2,219,957
Professional/Technical	17,030	105,754	104,940	-	-	109,984	-	-
Classified	138,080	124,520	117,383	123,912	186,176	116,556	191,494	167,877
Benefits	494,295	504,273	569,663	661,726	794,767	603,568	940,157	976,199
Purchased Services	33,240	53,004	32,650	44,200	44,200	43,452	52,500	52,500
Supplies and Materials	177,760	179,342	209,651	228,976	236,242	190,295	238,800	238,800
Capital Equipment	-	-	-	-	-	-	-	-
Other Expenses	3,645	4,293	814	11,500	11,500	929	8,000	8,000
<b>Total Expenditures</b>	<b>\$ 2,296,076</b>	<b>\$ 2,403,799</b>	<b>\$ 2,652,076</b>	<b>\$ 2,745,811</b>	<b>\$ 3,177,977</b>	<b>\$ 2,787,103</b>	<b>\$ 3,725,564</b>	<b>\$ 3,876,310</b>

<b>Carry Over Awarded Into Subsequent Year</b>								
Fund 10 Student Based Budget	\$ -	\$ 29,073	\$ -	\$ -	\$ -	\$ -	\$ -	\$ -
Fund 10 & 23 Principal Discretionary	6,735	37,852	11,820	-	-	-	-	-
Fund 23 Specific Purpose	-	-	-	-	-	-	-	-
Fund 26 Athletics/Activities	-	-	-	-	-	-	-	-
Fund 14 Capital Projects	-	-	-	-	-	-	-	-
<b>Total</b>	<b>\$ 6,735</b>	<b>\$ 66,925</b>	<b>\$ 11,820</b>	<b>\$ -</b>	<b>\$ -</b>	<b>\$ -</b>	<b>\$ -</b>	<b>\$ -</b>

	2021-2022 Adopted Budget	2021-2022 Final Revised Budget	2022-2023 Proposed Budget	2022-2023 Adopted Budget
<b>FTE</b>				
Administrative	2.00	2.00	2.00	2.00
Certified	24.58	27.70	32.98	34.18
Professional/Technical	0.00	0.00	0.00	0.00
Classified	3.75	5.74	5.64	4.76
<b>Total FTE</b>	<b>30.33</b>	<b>35.44</b>	<b>40.62</b>	<b>40.94</b>

## Enrollment



# Plum Creek Academy



**Established 1993 | Conventional Calendar**

**9340 Commerce Center Street, Highlands Ranch, CO 80129 | 720.433.0030**

**Principal: Luke Lorenz**

## **Mission Statement**

To provide a safe, supportive educational community that empowers students to acquire the skills and resources needed to lead fulfilling and productive lives.

## **School Performance Framework 2020 and 2021**

In response to disruptions created by COVID-19, Colorado has paused the school performance frameworks for two school years (2020-21 and 2021-22). The goal of these frameworks is to hold schools accountable for performance on the same, single set of indicators and measures, as well as identify the lowest performing districts so that state support can be adjusted accordingly. The school performance frameworks typically measure key performance indicators such as academic achievement, academic growth, postsecondary and workforce readiness, and accountability participation rate.

Note: Plum Creek is considered a program and not a school, and does not receive scores as such.

## **Description**

Plum Creek Academy is a secondary level special education program that has been meeting the needs of students in the Douglas County School District since 1993. The school delivers specialized instruction in two unique programs. The Affective Needs (AN) programs offer services for high school-aged students whose educational disabilities temporarily deny them access to, or progress in, the general curriculum that is offered in the neighborhood high school environment. The Dual Diagnosis Program (DD) offers services for secondary aged students who experience cognitive impairment with co-occurring emotional and behavioral disabilities. Both programs at Plum Creek Academy may also serve as an interim placement for students transitioning from residential treatment centers or hospital settings back to the school district. Plum Creek Academy provides a high level of mental health services and an aligned academic curriculum aimed at stabilizing students emotionally and academically.



# Plum Creek Academy

	2018-2019 Audited Actuals	2019-2020 Audited Actuals	2020-2021 Audited Actuals	2021-2022 Adopted Budget	2021-2022 Final Revised Budget	2021-2022 Estimated Actuals	2022-2023 Proposed Budget	2022-2023 Adopted Budget
<b>Direct School Expenditures</b>								
Salaries								
<i>Administrative</i>	\$ 104,003	\$ 93,000	\$ 91,292	\$ 106,486	\$ 106,485	\$ 85,730	\$ 212,977	\$ 212,977
<i>Certified</i>	846,058	878,184	833,089	899,745	893,845	866,626	847,967	847,967
<i>Professional/Technical</i>	-	-	-	-	-	-	-	-
<i>Classified</i>	325,431	313,792	323,156	382,639	387,452	291,088	402,714	402,714
Benefits	439,699	429,760	446,012	591,969	593,057	460,531	611,629	611,629
Purchased Services	15,911	13,509	16,266	7,000	8,150	16,459	6,700	6,700
Supplies and Materials	49,212	42,936	71,271	74,233	74,173	51,336	73,388	73,388
Capital Equipment	-	-	-	-	-	-	-	-
Other Expenses	2,570	757	513	2,050	800	1,321	2,050	2,050
<b>Total Expenditures</b>	<b>\$ 1,782,885</b>	<b>\$ 1,771,937</b>	<b>\$ 1,781,599</b>	<b>\$ 2,064,122</b>	<b>\$ 2,063,962</b>	<b>\$ 1,773,092</b>	<b>\$ 2,157,425</b>	<b>\$ 2,157,425</b>

<b>Carry Over Awarded Into Subsequent Year</b>								
Fund 10 Student Based Budget	\$ -	\$ 25,619	\$ -	\$ -	\$ -	\$ -	\$ -	\$ -
Fund 10 & 23 Principal Discretionary	3,977	4,430	1,185	-	-	-	-	-
Fund 23 Specific Purpose	-	-	-	-	-	-	-	-
Fund 26 Athletics/Activities	-	-	-	-	-	-	-	-
Fund 14 Capital Projects	-	-	-	-	-	-	-	-
<b>Total</b>	<b>\$ 3,977</b>	<b>\$ 30,049</b>	<b>\$ 1,185</b>	<b>\$ -</b>	<b>\$ -</b>	<b>\$ -</b>	<b>\$ -</b>	<b>\$ -</b>

	2021-2022 Adopted Budget	2021-2022 Final Revised Budget	2022-2023 Proposed Budget	2022-2023 Adopted Budget
<b>FTE</b>				
<i>Administrative</i>	1.00	1.00	2.00	2.00
<i>Certified</i>	13.50	13.50	12.50	12.50
<i>Professional/Technical</i>	0.00	0.00	0.00	0.00
<i>Classified</i>	13.56	13.56	13.56	13.56
<b>Total FTE</b>	<b>28.06</b>	<b>28.06</b>	<b>28.06</b>	<b>28.06</b>

Note: DCSD does not track enrollment at Plum Creek Academy as Plum Creek is a program and not a school

## Alternative School Comparison: 2022-2023

---

School	Salaries	Benefits	Purchased Services	Supplies and Materials	Capital Equipment and Projects	Other Expense	Total Expenditures
DC Oakes	\$ 1,523,401	\$ 573,678	\$ 9,500	\$ 46,750	\$ -	\$ 7,000	\$ 2,160,329
Eagle Academy	\$ 1,510,679	\$ 570,460	\$ 44,600	\$ 79,500	\$ -	\$ 2,000	\$ 2,207,239
Bridge Transition Program	\$ 2,317,006	\$ 1,099,439	\$ 20,100	\$ 29,686	\$ -	\$ 100	\$ 3,466,331
eDCSD	\$ 2,600,811	\$ 976,199	\$ 52,500	\$ 238,800	\$ -	\$ 8,000	\$ 3,876,310
Plum Creek Academy	\$ 1,463,658	\$ 611,629	\$ 6,700	\$ 73,388	\$ -	\$ 2,050	\$ 2,157,425
<b>Sub Total Alternative</b>	<b>\$ 9,415,555</b>	<b>\$ 3,831,405</b>	<b>\$ 133,400</b>	<b>\$ 468,124</b>	<b>\$ -</b>	<b>\$ 19,150</b>	<b>\$ 13,867,634</b>